BME690
Shipment and Packaging Details



BME690 - Shipment and Packaging Details

Document revision	1.2
Document release date	October 2026
Document number	BST-BME690-SP000-02
Sales Part Number(s)	0 273 017 048
Notes	Data and descriptions in this document are subject to change without notice. Product photos and pictures are for illustration purposes only and may differ from the real product appearance. The technical details and legal disclaimer of the respective product data sheet apply.

Table of Contents

1 Inner box 3

2 Outer Box 4

2.1 Dimensions 4

2.2 Weights 5

3 Bar Code labeling 6

3.1 Label design and fields 6

3.2 Label example: BMI423 7

4 Reel dimensions 8

5 Document history and modification 9

© Bosch Sensortec GmbH 2026 | All rights reserved, also regarding any disposal, exploitation, reproduction, editing, distribution, as well as in the event of applications for industrial property rights

1 Inner box



Picture 1: Open box with reel

Table 1: Dimension of inner box



Width (w)	Length (l)	Height (h)
~37cm	~35cm	~4cm

© Bosch Sensortec GmbH 2026 | All rights reserved, also regarding any disposal, exploitation, reproduction, editing, distribution, as well as in the event of applications for industrial property rights

2 Outer Box



2.1 Dimensions

The size of the outer box depends on delivered quantity.

Table 2: Dimension and capacity of outer boxes

Carton Type	Capacity	Dimension
Carton 2	Up to 3 inner boxes	42*42*15 cm
Carton 5	Up to 6 inner boxes	42*42*28 cm
Carton 10	Up to 11 inner boxes	42*42*39 cm
Carton 15	Up to 15 inner boxes	42*42*68 cm

© Bosch Sensortec GmbH 2026 | All rights reserved, also regarding any disposal, exploitation, reproduction, editing, distribution, as well as in the event of applications for industrial property rights

2.2 Weights

Table 3: Weights

Weight [kg]* depending on reels in carton:	Carton 2	Carton 5	Carton 10	Carton 15
1 reel	1.4	1.5	1.5	2.3
2 reels	1.9	2.0	2.1	2.8
3 reels	2.5	2.6	2.6	3.4
4 reels	-	3.1	3.2	3.9
5 reels	-	3.7	3.7	4.5
6 reels	-	4.2	4.3	5
7 reels	-	-	4.8	5.6
8 reels	-	-	5.4	6.1
9 reels	-	-	5.9	6.7
10 reels	-	-	6.5	7.2
11 reels	-	-	7.0	7.8
12 reels	-	-	-	8.3
13 reels	-	-	-	8.9
14 reels	-	-	-	9.4
15 reels	-	-	-	10.0

* Weights may vary slightly depending on product and inner box

© Bosch Sensortec GmbH 2026 | All rights reserved, also regarding any disposal, exploitation, reproduction, editing, distribution, as well as in the event of applications for industrial property rights

3 Bar Code labeling

3.1 Label design and fields

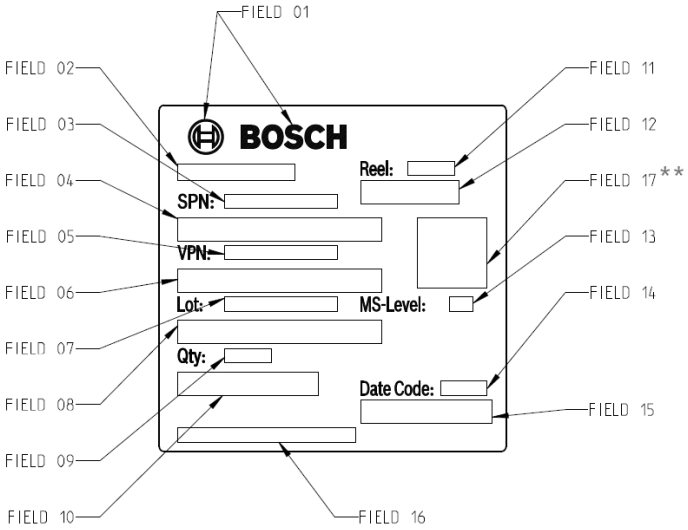

The dimension of the bar code label is approximately 72mm x 73mm (h x w).

Notes:

- The ink on the label is lead-free.
- Heat-pressure method for label is used.
- Bar code label is on reel and the inner box

Table 4: Label fields description

Field	Description	Format
01	Bosch Symbol	Image
02	Part description	Text
03	Sales Part Number (SPN)	Text
04		Barcode
05	Bosch internal number (VPN)	Text
06		Barcode
07	Lot Number	Text
08		Barcode
09	Quantity	Text
10		Barcode
11	Reel number	Text
12		Barcode
13	MS-Level	Text
14	Date Code	Text (yy/ww)
15		Barcode
16	CoO / Made in*	Text
17**	Bosch internal Data Matrix Code	Data Matrix

* except for Taiwan: only Made in Taiwan, no CoO
** coming B/2027, only on label for inner box

© Bosch Sensortec GmbH 2026 | All rights reserved, also regarding any disposal, exploitation, reproduction, editing, distribution, as well as in the event of applications for industrial property rights

3.2 Label example: BMI423



© Bosch Sensortec GmbH 2026 | All rights reserved, also regarding any disposal, exploitation, reproduction, editing, distribution, as well as in the event of applications for industrial property rights

4 Reel dimensions

- The reel size is 13”
- 1 reel contains 6,000 parts

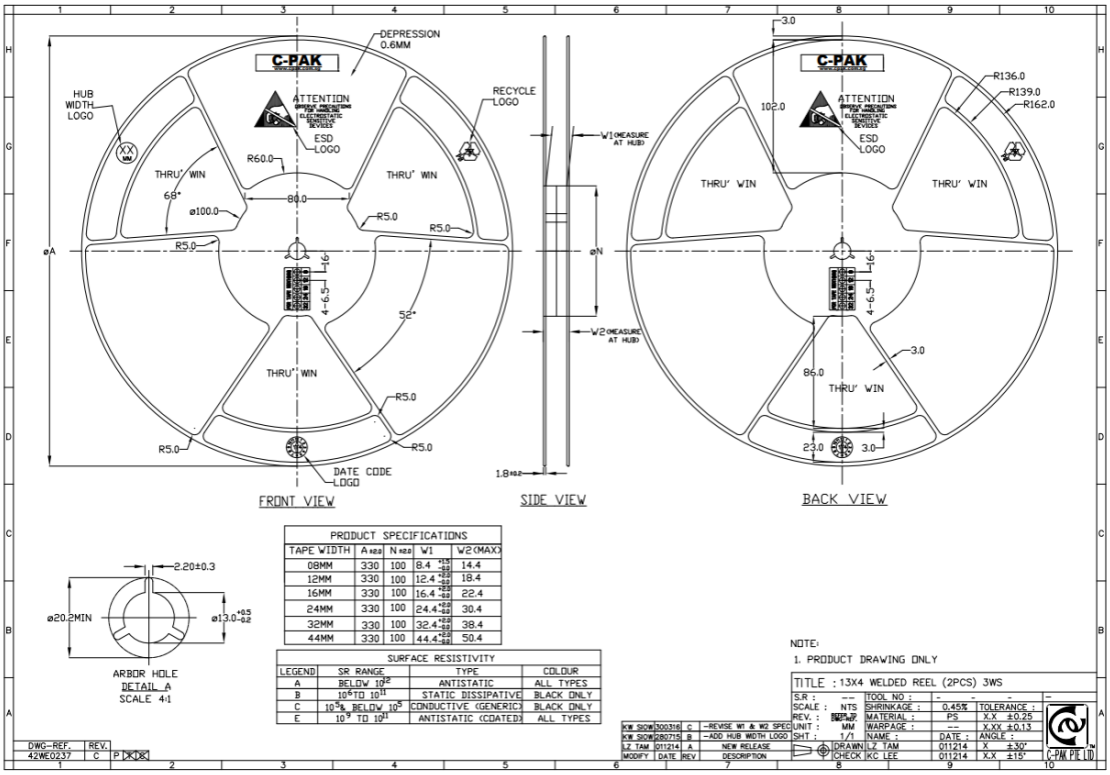

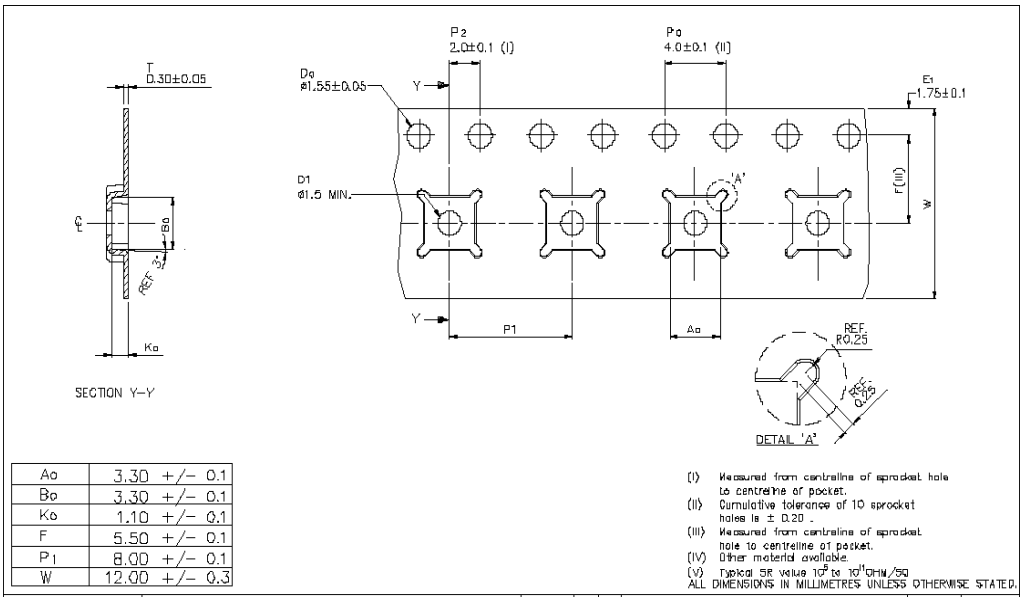

Ao	3.30 +/- 0.1
Bo	3.30 +/- 0.1
Ko	1.10 +/- 0.1
F	5.50 +/- 0.1
P1	8.00 +/- 0.1
W	12.00 +/- 0.3

© Bosch Sensortec GmbH 2026 | All rights reserved, also regarding any disposal, exploitation, reproduction, editing, distribution, as well as in the event of applications for industrial property rights

5 Document history and modification

Rev. No	Chapter	Description of modification/changes	Date
1.0	All	Initial release	February 2025
1.1	1 2	New inner box dimensions New capacities and weights	March 2025
1.2	3.1/3.2	Field 17 for Data Matrix added in table and pictures	October 2026

© Bosch Sensortec GmbH 2026 | All rights reserved, also regarding any disposal, exploitation, reproduction, editing, distribution, as well as in the event of applications for industrial property rights

Bosch Sensortec GmbH
Gerhard-Kindler-Straße 9
72770 Reutlingen / Germany

contact@bosch-sensortec.com
www.bosch-sensortec.com

Modifications reserved
Document number: BST-BME690-SP000-02