


# BMV080

## Ultra-mini Particulate Matter Sensor



### BMV080 Ultra-mini Particulate Matter Sensor – Shipment Packaging Details

Document revision	1.1
Document release date	May 2025
Document number	BST-BMV080-SP000-01
Sales Part Number(s)	0273.017.054-1NV

Notes	Data and descriptions in this document are subject to change without notice. Product photos and pictures are for illustration purposes only and may differ from the real product appearance. The technical details and legal disclaimer of the respective product data sheet apply.
-------	---

Table of contents

**1 Inner box ..... 3**

1.1 Content.....3

1.2 Dimensions and weight.....4

**2 Outer box ..... 4**

2.1 Dimensions.....5

2.2 Potential weights of outer box.....5

**3 Bar Code Labeling ..... 6**

3.1 Label design and fields .....6

3.2 Example .....7

**4 Tray dimensions .....7**

**5 Legal disclaimer ..... 8**

5.1 Engineering samples .....8

5.2 Product use .....8

5.3 Application examples and hints.....8

**6 Document history and modification ..... 8**

## 1 Inner box

### 1.1 Content

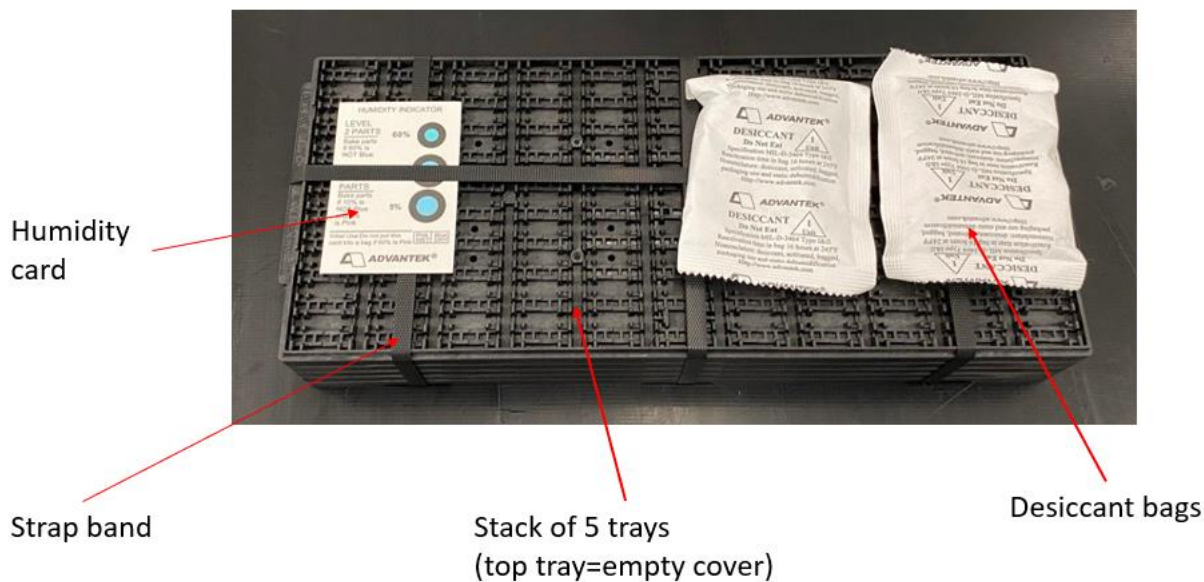


Figure 1: Tray stack before packing



Figure 2: Inner box with packed sensor tray stack

1 inner box contains 440 sensors (Minimal Packing Quantity), dispatched on 4 trays.

1.2 Dimensions and weight of the inner box

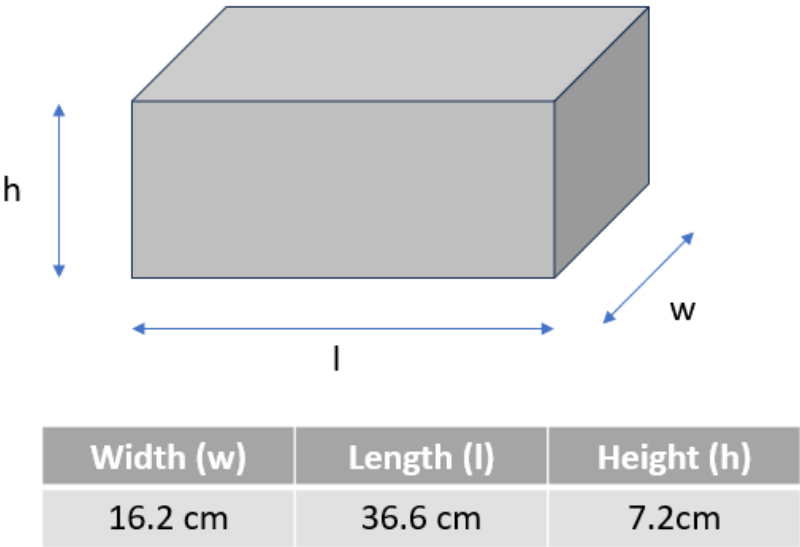


Table 1: Inner box dimensions

Weight of one inner box is 1.5kg.

2 Outer box



Figure 3: Outer Box (container for the inner box)

2.1 Dimensions

The size of the outer box depends on the delivery quantity.

Carton type	Capacity	Dimensions
#2	Up to 4 inner boxes	42*42*15 cm <sup>3</sup>
#5	Up to 6 inner boxes	42*42*28 cm <sup>3</sup>

Table 2: Dimensions and capacity of outer boxes

2.2 Typical weight of outer box

Number of inner boxes inside one outer box	Weight of carton type #2 (kg)	Weight of carton type #5 (kg)
1 inner box	2.2	2.4
2 inner boxes	3.7	3.9
3 inner boxes	5.2	5.4
4 inner boxes	6.7	6.9
5 inner boxes	-	8.4
6 inner boxes	-	9.9

\* Weight may vary slightly depending on packaging material.

Table 3: Typical weight of outer box

### 3 Bar Code labelling

#### 3.1 Label design and fields

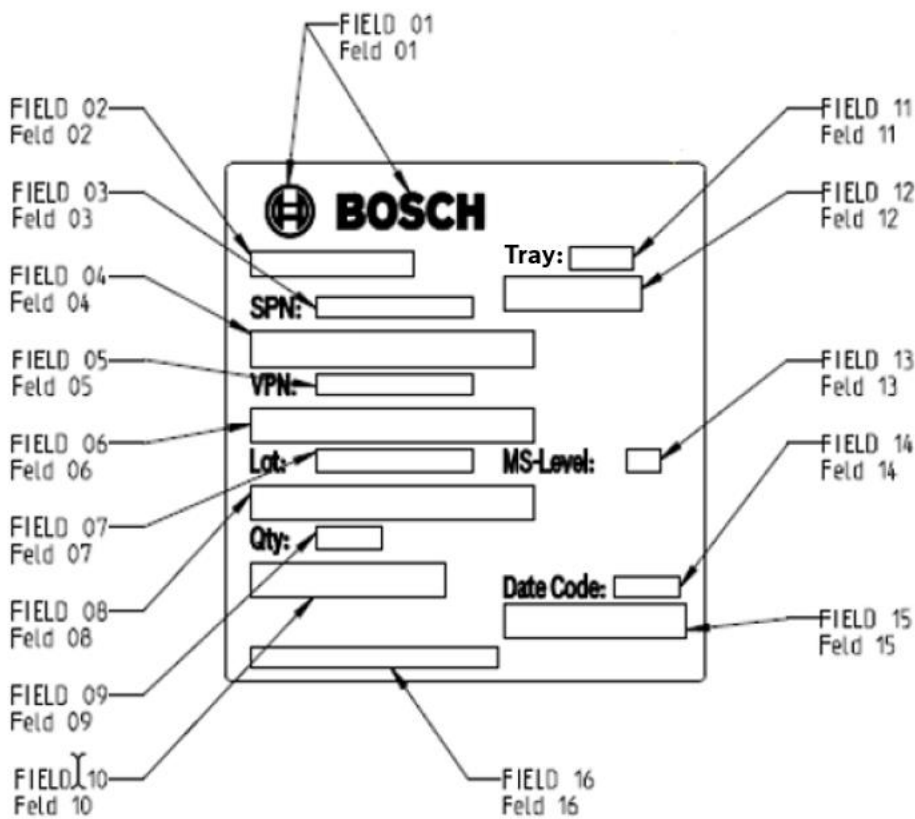



Figure 4: Label content

The dimensions of the bar code label are approximately 72 x 73mm (h x w).

Field	Description	Format
01	Bosch symbol	
02	Part description	Text
03	Sales Part Number (SPN)	Text
04		Bar Code
05	Bosch internal number (VPN)	Text
06		Bar Code
07	Lot Number	Text
08		Bar Code
09	Quantity of sensors	Text
10		Bar Code
11	Amount of tray package	Text
12		Bar Code
13	MS-level	Text
14	Date Code	Text (yy/ww)
15		Bar Code
16	Made in	Text


Table 4: Label fields description

3.2 Label example


**BOSCH**

BMV080

SPN: 0273017054




VPN: 0273016408




Lot: BMV08.1

Qty: 440



Made in Taiwan, China

Tray: 1



MS – Level: 3

Date Code: 24/01




Figure 5: Example of BMV080 label

4 Tray dimensions

The outer tray dimensions are based on to the JEDEC standard: Length\*Width: 323\*136mm². The tray consists of an array of 10 positions along the width and 11 positions along the length of the tray (see picture below).




Figure 6: Top view of BMV080 tray



## 5 Legal disclaimer

### 5.1 Engineering samples

Engineering Samples are marked with an asterisk (\*), (E) or (e). Samples may vary from the valid technical specifications of the product series contained in this data sheet. They are therefore not intended or fit for resale to third parties or for use in end products. Their sole purpose is internal client testing. The testing of an engineering sample may in no way replace the testing of a product series. Bosch Sensortec assumes no liability for the use of engineering samples. The Purchaser shall indemnify Bosch Sensortec from all claims arising from the use of engineering samples.

### 5.2 Product use

Bosch Sensortec products are developed for the consumer goods industry. They may only be used within the parameters of this product data sheet. They are not fit for use in life-sustaining or safety-critical systems. Safety-critical systems are those for which a malfunction is expected to lead to bodily harm, death or severe property damage. In addition, they shall not be used directly or indirectly for military purposes (including but not limited to nuclear, chemical or biological proliferation of weapons or development of missile technology), nuclear power, deep sea or air or space applications (including but not limited to satellite technology) or supercomputers. If customers would like to use Bosch Sensortec products in supercomputers, customers are obligated to get written permissions from Bosch Sensortec.

Bosch Sensortec products are released on the basis of the legal and normative requirements relevant to the Bosch Sensortec product for use in the following geographical target market: BE, BG, DK, DE, EE, FI, FR, GR, IE, IT, HR, LV, LT, LU, MT, NL, AT, PL, PT, RO, SE, SK, SI, ES, CZ, HU, CY, US, CN, JP, KR, TW. If you need further information or have further requirements, please contact your local sales contact.

The resale and/or use of Bosch Sensortec products are at the purchaser's own risk and his own responsibility. The examination of fitness for the intended use is the sole responsibility of the purchaser.

The purchaser shall indemnify Bosch Sensortec from all third party claims arising from any product use not covered by the parameters of this product data sheet or not approved by Bosch Sensortec and reimburse Bosch Sensortec for all costs in connection with such claims.

The purchaser accepts the responsibility to monitor the market for the purchased products, particularly with regard to product safety, and to inform Bosch Sensortec without delay of all safety-critical incidents.

### 5.3 Application examples and hints

With respect to any examples or hints given herein, any typical values stated herein and/or any information regarding the application of the device, Bosch Sensortec hereby disclaims any and all warranties and liabilities of any kind, including without limitation warranties of non-infringement of intellectual property rights or copyrights of any third party. The information given in this document shall in no event be regarded as a guarantee of conditions or characteristics. They are provided for illustrative purposes only and no evaluation regarding infringement of intellectual property rights or copyrights or regarding functionality, performance or error has been made.



## 6 Document history and modification

Rev. No	Chapter	Description of modification	Date
1.0	All	Initial release	October 2024
1.1	Cover page	Updated picture	May 2025

**Bosch Sensortec GmbH**

Gerhard-Kindler-Straße 9

72770 Reutlingen / Germany

[contact@bosch-sensortec.com](mailto:contact@bosch-sensortec.com)

[www.bosch-sensortec.com](http://www.bosch-sensortec.com)

Modifications reserved

Document number: BST-BMV080-SP000-01