

BHI260AB

Shuttle board 3.0 flyer


GENERAL DESCRIPTION

The Bosch Sensortec BHI260AB shuttle board 3.0 is a PCB with the smart sensor BHI260AB mounted on it. In combination with the application board 3.0, this shuttle board can be used to evaluate various functionalities provided on BHI260AB. This board can also be used for measuring BHI260AB current consumption (over VDD) and adding own new software inside the BHI260AB.

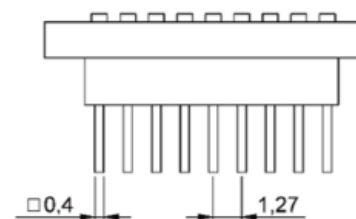
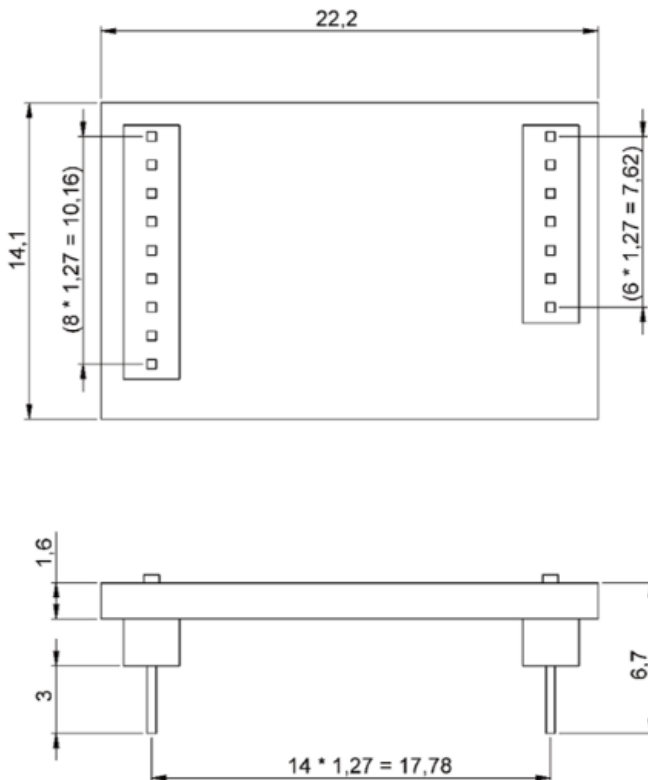
The shuttle board allows easy access to the sensor pins via a simple socket. The shuttle board includes following major components:

- BHI260AB smart sensor
- BME688 environmental sensor (I2C interface)
- BMP390L pressure sensor (I2C interface)
- BMM150 magnetometer (AUX Interface)
- W25Q32FWSSI flash memory 4M (QSPI Interface)
- On-board EEPROM

The shuttle board version 3.0 allows to be directly plugged into Bosch Sensortec's application board 3.0.



Product photo may differ from real product's appearance.



Shuttle board outline dimensions (all dimensions in mm)



DESIGNATOR P1 SHUTTLE BOARD CONNECTOR

Pin number	Pin name	Description
1	VDD	Power supply (1.8V only!)
2	VDDIO	Power supply (1.8V only!)
3	GND	Ground
4	M3_SCK	SCL pin of M3, with a 4.7 kΩ pull-up to 1.8V VDDIO
5	M3_SDA	SDA pin of M3, with a 4.7 kΩ pull-up to 1.8V VDDIO
6	INT	Host interrupt pin (connected to BHI260AB host interrupt)
7	CS	SPI chip select4/GPIO

DESIGNATOR P2 SHUTTLE BOARD CONNECTOR

Pin number	Pin name	Description
1	CS	Chip selection pin of SPI bus (connected to BHI260AB host interface)
2	SCK	Clock pin of both SPI and I2C bus (connected to BHI260AB host interface)
3	SDO	Master-input-slave-output data pin of SPI bus (connected to BHI260AB host interface)
4	SDI	Master-input-slave-output data pin of SPI bus (connected to BHI260AB host interface)
5	NC	
6	RESET	BHI260AB reset input, active low
7	NC	
8	NC	
9	PROM_RW	Connect to EEPROM

Shuttle board identification:

- Shuttle ID: 100011001
- Shuttle board identifier: BST00770

Headquarters
Bosch Sensortec GmbH

Gerhard-Kindler-Strasse 9
72770 Reutlingen · Germany
Telephone +49 7121 3535 900
Fax +49 7121 3535 909

www.bosch-sensortec.com