


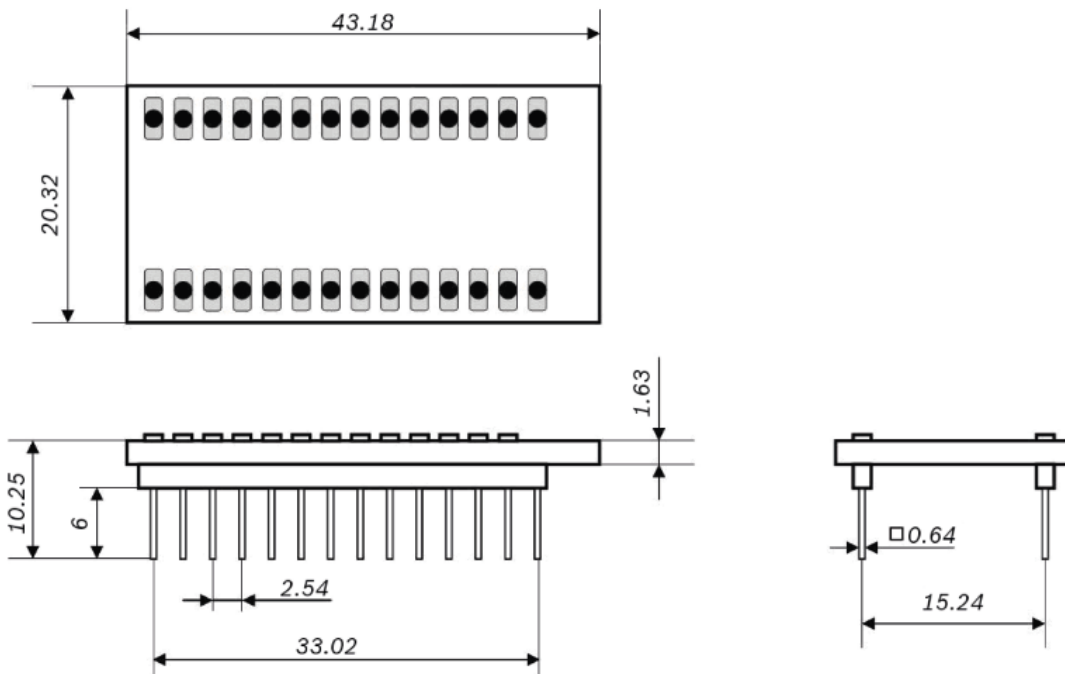
BMI270 Shuttle Board

GENERAL DESCRIPTION

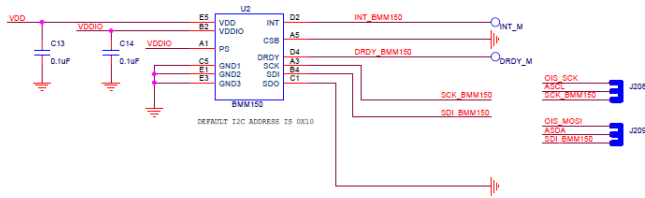

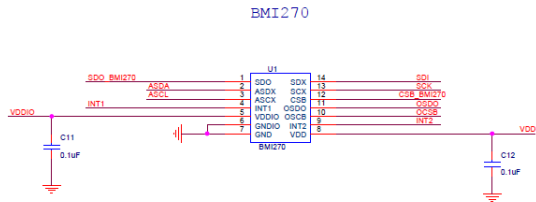
Bosch Sensortec BMI270 shuttle board is a PCB with a 6-DOF Inertial Measurement Unit (BMI270) along with a 3-DOF Magnetometer (BMM150) mounted on it. It allows easy access to the sensor pins via a simple socket. As all Bosch Sensortec shuttle boards have identical footprint, they can be plugged into Bosch Sensortec's advanced development tools (e.g. the Development Board or Application Board). The BMI270 shuttle board can also be used for customer's own implementations.



Note: Product photo may differ from real product's appearance



BMI270 Shuttle board outline dimensions (all dimensions in mm)



Unless mentioned in value, all resistor and capacitor could use 0603

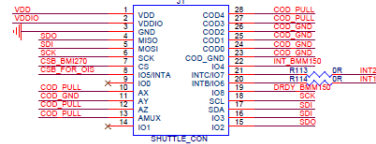
I2C address Matrix

SDO	Addr	Part
L	0x68	BMI270
H	0x69	



Shuttle placement

SID CODE -> COD0
1 1 0 1 1 0 0 0



- Secondary interface Configuration option:
1. Primary is SPI, Secondary is OIS
 2. Primary is SPI, Secondary is MAG interface
 3. Primary is i2c, Secondary is MAG interface
 4. Primary is i2c, then after ois related config. Switch to SPI Secondary is OIS

Pin configuration

Pin	Name	Description
1	VDD	Analog power supply voltage (1.6 V ... 3.3 V)
2	VDDIO	Digital I/O power supply voltage (1.6 V ... 3.3 V)
3	GND	Analog power supply ground
4	SDO	Serial data output in SPI 4W (combo for host and OIS interface)
5	SDx	Serial data input in SPI 4W Serial data I/O in SPI 3W (combo for host and OIS interface)
6	SCK	SPI serial clock
7	CSB_BMI270	Chip select for SPI mode (host interface)
8	CSB_FOR_OIS	Chip select for SPI mode (OIS interface)
15	SDO	I ² C Address bit-0 select in I ² C mode
17	SDI	Serial data I/O in I ² C mode
18	SCK	I ² C serial clock
19	DRDY_BMM150	Data ready interrupt from BMM150
20	INT1	Interrupt pin 1 from BMI270
21	INT2	Interrupt pin 2 from BMI270
22	INT_BMM150	Interrupt from BMM150

BMI270 shuttle pin-out description

BMI270 Shuttle board schematic

DELIVERABLES

- BMI270 Shuttleboard

Headquarters
Bosch Sensortec GmbH

Gerhard-Kindler-Straße 9
72770 Reutlingen · Germany
Telephone +49 7121 3535 900
Fax +49 7121 3535 909

www.bosch-sensortec.com